



Zoom Quick Start Guide

Overview: Zoom is a real-time web conferencing application much like Skype. Zoom can be downloaded and installed easily, and is available on Windows, PC, iOS, Android and Blackberry devices. This rest of this guide will help get you started using Zoom.

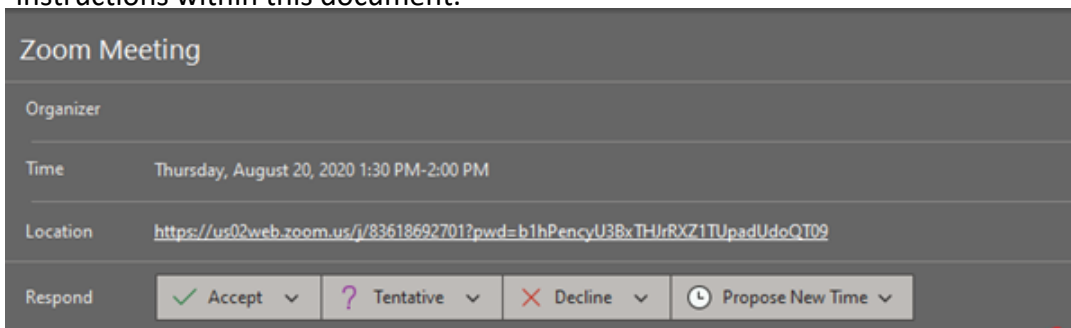
Download & Install Zoom

Click the appropriate link to download Zoom on your device.

- Windows & Mac : <http://zoom.us/download> (download the Zoom Client for Meetings)
- iOS: <https://itunes.apple.com/us/app/id546505307>
- Android: <https://play.google.com/store/apps/details?id=us.zoom.videomeetings>
- Blackberry: <https://appworld.blackberry.com/webstore/content/59949934>

Join a Meeting

You will be receiving an e-mail from the courtroom clerk for the department in which your hearing is scheduled. This will be an invitation to join the Zoom meeting. Open the link and follow the instructions within this document.



Join Zoom Meeting

<https://us02web.zoom.us/j/83618692701?pwd=b1hPencyU3BxTHJrRXZ1TUpadUdoQT09>

Meeting ID: 836 1869 2701

Passcode: 896637

One tap mobile

+16699009128,,83618692701# US (San Jose)

+13462487799,,83618692701# US (Houston)

Dial by your location

+1 669 900 9128 US (San Jose)

+1 346 248 7799 US (Houston)

+1 253 215 8782 US (Tacoma)

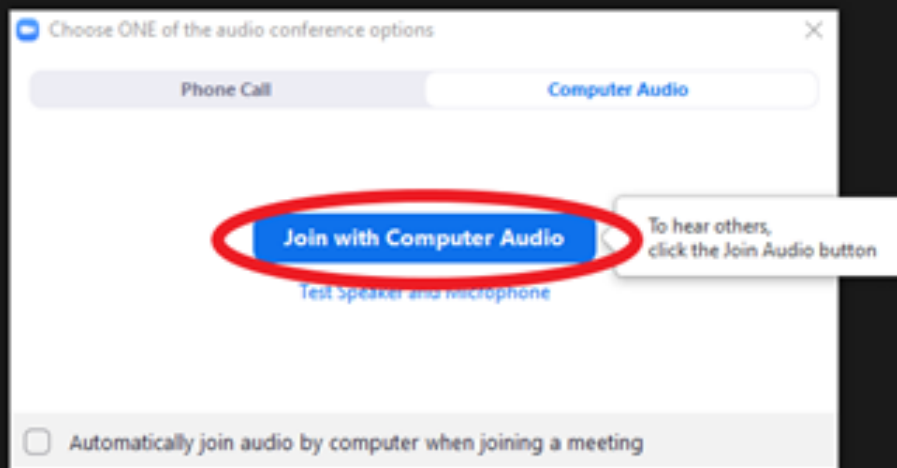
+1 301 715 8592 US (Germantown)

+1 312 626 6799 US (Chicago)

+1 646 558 8656 US (New York)

Meeting ID: 836 1869 2701

Enter your name when prompted then click "Join".

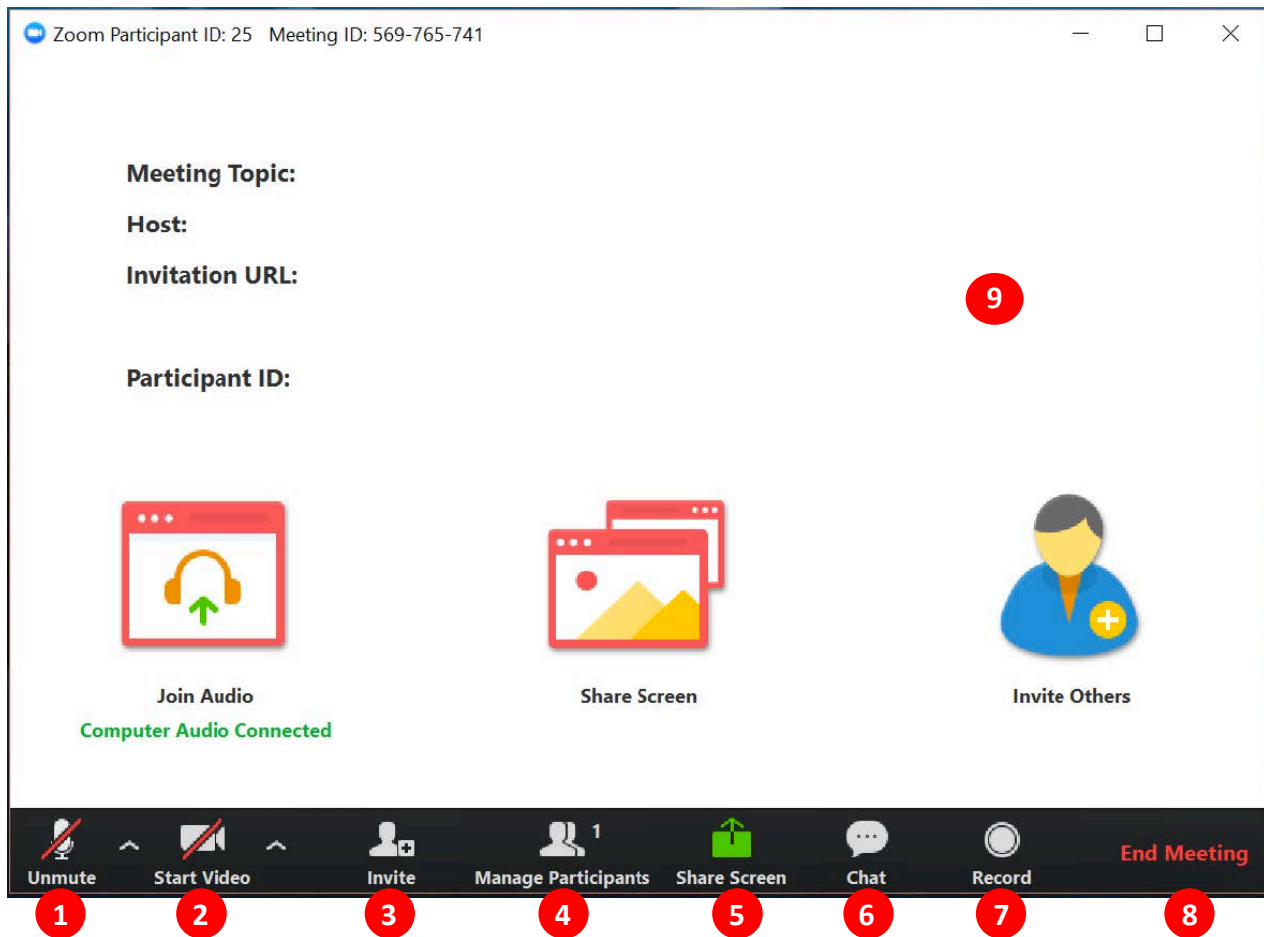


Quick Tips for Using Zoom

- If you are using an external camera and/or microphone be sure to plug them in before opening the Zoom application. We recommend using a headset if possible.
- Only 1 microphone and speaker system should be active per physical location. Using more than 1 active microphone and speaker system may cause a loud screeching sound.
- Be sure to mute yourself when you are not speaking.

Zoom User Interface

Take a moment to familiarize yourself with the Zoom user interface.



1. Mute or unmute your microphone
2. Start or stop your video feed
3. Invite participants to the meeting
4. Manage or view a list of meeting participants
5. Share your screen
6. Open the Chat window (Disabled)
7. Record the meeting (Disabled)
8. Leave the meeting
9. Video Area